



# Technology Enhanced Learning: Conformance - European Requirements & Testing

<b>Title:</b>	AD38 – Phase 2 Community Application Profile – EIFEL Europass CV e-Portfolio Application Profile
<b>Editor(s):</b>	Marc Van Coillie (EIFEL)
<b>Version:</b>	AD38 Part 2 v0.3
<b>Version date:</b>	10 January 2006
<b>Status:</b>	Final
<b>Distribution:</b>	Public
<b>Summary:</b>	<p>This document describes an e-portfolio application profile of the Europass CV.</p> <p>It covers a description of the Europass CV, a mapping on the information model of the IMS Learning Information Packaging (IMS LIP) and a XML binding description.</p>

## REVISION HISTORY

<b>Version Number</b>	<b>Release Date</b>	<b>Comments</b>
Draft 0.1	9 September 2005	The first draft of the document. Basic structure of the content currently available.
Draft 0.2	14 October 2005	Addition for “reflexion” part.
Draft 0.3	10 January 2006	Stable release for review.
Final 0.3	10 February 2006	Final release

## DOCUMENT ROADMAP

<b>Date</b>	<b>Version and Additions</b>	<b>Status</b>
2005-09-09	Draft 0.1: Europass CV AP description	Done
2005-10-14	Draft 0.2: Europass CV e-Portfolio AP  e-Portfolio Plugfest version : A very simple version with a subpart of the Europass CV model (Without Language part and without use of external vocabulary)	Done
2006-01-10	Draft 0.3: Minor corrections.	Done
2006-02-10	Final 0.3	Done
2006-03-31	Draft 0.4: Inclusion of external vocabulary, language part.	

## TABLE OF CONTENTS

<b>REVISION HISTORY</b> .....	<b>2</b>
<b>DOCUMENT ROADMAP</b> .....	<b>3</b>
<b>TABLE OF CONTENTS</b> .....	<b>4</b>
<b>LIST OF ABBREVIATIONS AND GLOSSARY</b> .....	<b>6</b>
<b>LIST OF FIGURES</b> .....	<b>7</b>
<b>LIST OF TABLES</b> .....	<b>8</b>
<b>1 INTRODUCTION</b> .....	<b>9</b>
1.1 Scope .....	9
1.2 Terms of Reference .....	9
<b>2 EUROPASS CV</b> .....	<b>10</b>
2.1 Introduction .....	10
2.1.1 1 – Personal Information .....	11
2.1.2 2 – Desired employment / Occupational field .....	12
2.1.3 3 – Work Experience .....	13
2.1.4 4 – Education and training .....	14
2.1.5 5 – Personal skills and competences – Language part .....	15
2.1.6 6 – Personal skills and competences – Others part .....	18
2.1.7 7 – Additional information .....	20
2.1.8 8 – Additional information .....	20
2.2 Europass CV ePortfolio profile description .....	21
<b>3 INFORMATION MODEL</b> .....	<b>23</b>
<b>4 BINDING</b> .....	<b>26</b>
4.1 LIP main structure .....	27
4.2 Common elements .....	28
4.2.1 Contenttype .....	28
4.2.2 Typename .....	29
4.2.3 Description .....	30
4.2.4 Definition .....	31
4.3 Identification .....	32
4.3.1 Identification : name .....	33
4.3.2 Identification : address .....	35
4.3.3 Identification : contactinfo .....	37
4.3.4 Identification : demographics .....	39
4.4 Goal .....	41
4.5 Qcl .....	43
4.6 Activity .....	45

---

4.7	Affiliation.....	47
4.8	Relationship .....	49
4.9	Competency .....	51
4.10	Reflexion.....	52
4.11	Application Profile XML file.....	54
	4.11.1 IMS LIP AP .....	54
	4.11.2 IMS Relfexion AP .....	56
<b>5</b>	<b>POLICY AND PROCESSES .....</b>	<b>57</b>
<b>6</b>	<b>CONFORMANCE TESTING.....</b>	<b>57</b>
<b>7</b>	<b>TOOLS.....</b>	<b>57</b>
<b>8</b>	<b>REFERENCES.....</b>	<b>58</b>
	<b>APPENDIX A: EXAMPLE OF A EUROPASS CV (ENGLISH) .....</b>	<b>59</b>
	<b>APPENDIX B: CREATIVE COMMON LICENSE.....</b>	<b>61</b>

## LIST OF ABBREVIATIONS AND GLOSSARY

IMS LIP	IMS Learner Information Package specifications
IMS eP	IMS ePortfolio specifications
IMS VDEX	IMS Vocabulary Definition Exchange specifications

## LIST OF FIGURES

Figure 1: LIP elements .....	27
Figure 2: LIP: Common structure : contentype .....	28
Figure 3: LIP: Common structure : typename .....	29
Figure 4: LIP: Common sub-structure for extension: description .....	30
Figure 5: LIP: Common structure for extension: definition .....	31
Figure 6: LIP: Identification .....	32
Figure 7: LIP: Identification: name .....	33
Figure 8: LIP: Identification: address .....	35
Figure 9: LIP: Identification: contactinfo .....	37
Figure 10: LIP: Identification: demographics .....	39
Figure 11: LIP: Goal.....	41
Figure 12: LIP: Qcl.....	43
Figure 13: LIP: Activity .....	45
Figure 14: LIP: affiliation.....	47
Figure 15: LIP: relationship.....	49
Figure 16: LIP: Competency .....	51
Figure 17: eP: Reflexion.....	52

## LIST OF TABLES

Table 1: Eportfolio application profile of the Europass CV .....	21
Table 2: Mapping of Europass CV e-Portfolio application profile to IMS LIP elements.....	24
Table 3: Modifications on IMS Learnerinformation element.....	27
Table 4: Modifications on IMS contentype element.....	28
Table 5: Modifications on IMS typename element.....	29
Table 6: Modifications on IMS description element .....	30
Table 7: Modifications on IMS definition element.....	31
Table 8: Modifications on IMS identification element.....	32
Table 9: Modifications on IMS identification-name element.....	33
Table 10: Modifications on IMS identification-address element.....	36
Table 11: Modifications on IMS identification-contactinfo element.....	38
Table 12: Modifications on IMS identification-demographics element .....	39
Table 13: Modifications on IMS Goal element .....	41
Table 14: Modifications on IMS qcl element .....	43
Table 15: Modifications on IMS activity element .....	46
Table 16: Modifications on IMS affiliation element .....	48
Table 17: Modifications on IMS relationship element .....	49
Table 18: Modifications on IMS competency element.....	51
Table 19: Modifications on IMS Reflexion element .....	52

# 1 INTRODUCTION

## 1.1 Scope

This profile describes a XML binding of the Europass CV as defined at the European level. This work can be seen as a proposal for an e-portfolio binding of Europass CV from CEDEFOP.

It will also be use as a simple example of e-Portfolio Application Profile for the ePortfolio Plugfest in Cambridge (October 2005).

This application profile would allow creation of Europass CV XML based documents and allow import/export of packaged profile (example: aggregation of personal information in an e-portfolio system).

## 1.2 Terms of Reference

This profile was developed by EifEL and was based upon:

- IMS LIP (Learner Information Package) version 1.0.1
- IMS ePortfolio version 1.0
- CEN/ISSS LT: CWA 14926 Guidelines for the production of learner information standards and specifications
- IMS VDEX (Vocabulary Definition Exchange)

It is relevant to eportfolio communities of practice like Europortfolio with an interest in using IMS LIP APs or other specifications (UK Leap, HR-XML Resume, Cedefop Europass...) inside a portfolio package and particularly in the context of CV import/export (based on Europass CV model).

## 2 EUROPASS CV

### 2.1 Introduction

Please consult explanation from Cedefop at:

<http://europass.cedefop.eu.int/europass/home/vernav/Europass+Documents/Europass+CV/navigate.action>

Following sections include information from Cedefop to fill a Europass CV.

## 2.1.1 1 – Personal Information

Family name of the portfolio owner (student or worker), possibility for several first names.

 <p style="text-align: center;"><b>Europass</b> curriculum vitae</p>	<p>Insert photograph if requested (optional)</p> <p><b>Notes:</b></p> <ul style="list-style-type: none"> <li>- a picture is not essential in a CV, unless requested by the employer</li> <li>- format: preferably jpg.</li> </ul>
<p style="text-align: center;"><b>Personal information</b></p>	
<p>Surname(s) / First name(s) (remove if not relevant)</p>	<p>State your surname(s) (preferably using small capitals) and first name(s), (preferably using lower case), e.g.:</p> <p><b>Smith, John Andrew</b></p> <p>in conformity with the rules that apply in your country.</p> <p><b>Note:</b> if you have more than one other name, start with the one you usually use.</p>
<p>Address(es) (remove if not relevant)</p>	<p>State your complete postal address(es) where you wish to be contacted, e.g.:</p> <p>12, High Street, Newtown AB12 3CD</p> <p><b>Notes:</b></p> <ul style="list-style-type: none"> <li>- show clearly the address at which you can be contacted quickly. If your permanent address is different from where you are living at present, you may write both addresses, stating the dates between which you can be contacted at each;</li> <li>- the order in which the items in an address appear may vary from country to country; follow the rules that apply so that post will reach you quickly; do not forget the country code if you are applying abroad (see <a href="#">sample CV</a>);</li> <li>- in the case of Ireland, the United Kingdom and the Netherlands, the name of the country is written out in full:</li> </ul> <p>Dublin 2 Ireland</p> <p>...</p> <p>London SW1P 3AT United Kingdom</p> <p>...</p> <p>2500 EA Den Haag Nederland</p> <p>For further details, consult the Interinstitutional style guide, available on line: <a href="http://publications.eu.int/code/en/en-000400.htm">http://publications.eu.int/code/en/en-000400.htm</a></p>

<p>Telephone(s) (remove if not relevant)</p> <p>Fax(es) (remove if not relevant)</p> <p>E-mail(s) (remove if not relevant)</p>	<p>State the telephone number(s) where you wish to be contacted; if necessary, give specific days and times when it is possible to reach you (so that you can be contacted quickly), e.g.:</p> <p>Fixed: 0845 120 30 45      Mobile: 6945 12 36 54</p> <p><b>Notes:</b></p> <ul style="list-style-type: none"> <li>- if you wish to send your CV to other countries, give the country prefix and any regional prefix in brackets. These two prefixes should be joined by a hyphen, e.g.: (44-20) 80 12 34 56 for a number in London.</li> <li>- divide the principal number into groups of two from the right-hand side, the last group consisting of three digits if the number is odd (groups are separated by a space, not by a full stop), e.g. (353-1) 220 20 20 for a number in Dublin.</li> </ul> <p>For further details, consult the Interinstitutional style guide, available on line <a href="http://publications.eu.int/code/den/en-000400.htm">http://publications.eu.int/code/den/en-000400.htm</a></p> <p>Write your fax number(s), using the same rules as for your telephone number(s) e.g.: 0845 120 30 46.</p> <p>Write your e-mail address(es) in full, specifying if it is your personal or professional address, e.g.: bragov@whaoo.com</p>
<p>Nationality(-ies) (optional)</p>	<p>Write your nationality(-ies), e.g.: Irish</p>
<p>Date of birth (optional)</p>	<p>Give your date of birth (dd/mm/yyyy), e.g.: 02.04.1963</p>
<p>Gender (optional)</p>	<p>Specify your gender, (Male / Female) e.g.: Male</p>

## 2.1.2 2 – Desired employment / Occupational field.

<p><b>Desired employment / Occupational field</b> (remove if not relevant)</p>	<p>Specify your job target or occupational field, e.g.:</p> <p><b>Database manager and administrator</b></p> <p><b>Note:</b> this entry gives an immediate overview of your profile by focusing on your core competences.</p>
--	---

### 2.1.3 3 – Work Experience

#### Work Experience

Under this heading, make a separate entry for each relevant job held, **starting with the most recent**.

#### Notes:

- if you are applying for your first job, do not forget to mention work placements during training which provide evidence of initial contact with the world of work;
- if your work experience is still limited (because you have just left school or university), describe your education and training first (to invert the order of the two headings, use the 'copy/paste' command in your word processing software); highlight work placements during training (see online examples);
- for the sake of brevity, focus on the work experience that gives added weight to your application. Do not overlook experience which may be an asset even though it is not directly related to the profile of the job for which you are applying (e.g., time spent abroad, work bringing you into contact with the public, etc.);
- reproduce the table (using the 'copy/paste' command in your word processing software) as many times as required. To delete a heading, use the 'Table' commands menu in your word processing software.

Dates	Write the dates to show how long you held the job in question, e.g.: From March 1994 to December 1999
Occupation or position held	State your job title or the nature of your occupation, e.g.: HGV mechanic, Maintenance technician, Receptionist
Main activities and responsibilities	State your main activities and responsibilities, e.g.: Maintenance of computers or Relations with suppliers or Maintaining parks and gardens If necessary, quantify your responsibilities (percentage of working time, length of time spent on each occupation, etc.).
Name and address of employer	State the name and address of the employer, e.g.: Anderson and Dobbs Ltd., 12 Highland Road, Edinburgh EH3 4AB, United Kingdom <b>Note:</b> if relevant, add more information (telephone, fax, e-mail or Internet address), e.g.: Tel.: (44-31) 123 45 67 - Fax (44-31) 123 45 68 - E-mail: J.Robinson@andes.co.uk; Website: <a href="http://www.anderdobbs.co.uk">http://www.anderdobbs.co.uk</a>
Type of business or sector	State the nature of the employer's business or sector, e.g.: Transport and logistics or Auditing or Manufacturer of motor vehicle parts

## 2.1.4 4 – Education and training

### Education and training

Under this heading, make a separate entry for each course completed, i.e., each course leading to a qualification, **starting with the most recent.**

#### Notes:

- if your work experience is still limited (because you have just left school or university), describe your education and training first (to invert the order of the two headings, use the 'copy/paste' command in your word processing software);
- there is no need to show all your qualifications: do not go back as far as primary school if you hold a university degree; focus on the qualifications which are an asset to your application;
- reproduce the table (using the 'copy/paste' command in your word processing software) as many times as required. To delete a heading, use the 'Table' commands menu in your word processing software.

Dates	Write the dates to show how long the course in question lasted, e.g.: From September 1994 to June 1998
Title of qualification awarded	Write the exact title of the qualification awarded, e.g.: National Vocational Qualification (NVQ) Level 2: Bakery Service <b>Note:</b> avoid using abbreviations on their own (e.g. NVQ).
Principal subjects/occupational skills covered	Summarise the main subjects or occupational skills taught during the course in question, grouping them together if necessary for the sake of brevity, e.g.: <b>General</b> <ul style="list-style-type: none"> <li>- English language, Welsh language, mathematics, foreign language (Spanish)</li> <li>- physical education and sports</li> </ul> <b>Occupational</b> <ul style="list-style-type: none"> <li>- occupational techniques (making of standard breads, fancy breads, cakes and pastries)</li> <li>- science applied to food and equipment (microbiology, biochemistry, hygiene)</li> <li>- occupational technology (basic principles, hygiene and safety)</li> <li>- knowledge of business and its economic, legal and social context.</li> </ul> <b>Note:</b> combine items, and focus on the occupational skills which would be an asset if you were appointed.
Name and type of organisation providing education and training	State the name (and if appropriate, the address) and type of the institution attended, e.g.: South Wales Technical College Glamorgan Place Cardiff CF1 2AB
Level in national or international classification (remove if not relevant)	If the level of the qualification corresponds to an existing national or international classification system, state the level within the classification concerned (national classification, ISCED, etc.).  If necessary, ask the body which awarded the qualification.  For more information on ISCED (International Standard Classification of Education) devised by UNESCO, consult: <a href="http://www.uis.unesco.org/TEMPLATE/pdf/isced/ISCED_A.pdf">http://www.uis.unesco.org/TEMPLATE/pdf/isced/ISCED_A.pdf</a>

## 2.1.5 5 – Personal skills and competences – Language part

IMPORTANT : DUE TO A WORK IN PROGRESS IN THIS AREA FROM CEDEFOP AND CEN/ISSS WS LT, THIS PART WON'T BE INCLUDE IN THIS APPLICATION PROFILE FOR THE MOMENT.

### Personal skills and competences

This page is dedicated to skills and competences acquired in the course of life and career but not necessarily covered by formal certificates and diplomas. In other words, it aims to give a complete picture of your skills and competences. The headings below (languages, social, organisational, technical, computer-related, artistic and other skills and competences) allow you describe skills and competences acquired both in the course of your education and training (during your studies) during seminars or continuing training sessions, and in a non-formal manner (in the course of your occupational or leisure activities).

**General note:** Delete any heading under which you have nothing relevant to say, using the 'cut' command menu in your word processing software.

Mother tongue(s)	State your mother tongue(s) here, e.g.:						
	<b>English</b>						
Other language(s) (remove if not relevant)	<b>Note:</b> state in the section below your skills and competences in foreign languages. Use the self-assessment scale developed by the Council of Europe to help people self-assessing their foreign language level of proficiency in understanding, speaking and writing (see instructions below heading).						
Self-assessment European level (*)	<b>Understanding</b>		<b>Speaking</b>			<b>Writing</b>	
	Listening	Reading	Spoken interaction	Spoken production		Writing	
<b>Spanish</b>	(C1) Proficient user	B2 Independent user (A2)	Basic user	(B1) Independent user	(B2) Independent user	Independent user	
<b>French</b>	(B1) Independent user	B2 Independent user (A2)	Basic user	(A2) Basic user	(A2) Basic user	(A2) Basic user	

\*) Common European Framework of Reference (CEF) level

### Instructions for using the self-assessment grid

The self-assessment grid is based on the six level scale of the common European framework of reference for languages developed by the Council of Europe.

The grid consists of three broad levels as follows:

- Basic user (levels A1 and A2);
- Independent user (levels B1 and B2);
- Proficient user (levels C1 and C2).

To self-assess your foreign language level, read the descriptions below and write the relevant level (e.g. Proficient user - C2) in the adequate box of your CV (Listening, Reading, Spoken interaction, Spoken production and Writing).

## Understanding

### Listening

- A 1:** I can understand familiar words and very basic phrases concerning myself, my family and immediate surroundings when people speak slowly and clearly.
- A 2:** I can understand phrases and the highest frequency vocabulary related to areas of most immediate personal relevance (e.g. very basic personal and family information, shopping, local area, employment). I can catch the main points in short, clear, simple messages and announcements.
- B 1:** I can understand the main points of clear standard speech on familiar matters regularly encountered in work, school, leisure, etc. I can understand the main points of many radio or TV programmes on current affairs or topics of personal or professional interest when the delivery is relatively slow and clear.
- B 2:** I can understand extended speech and lectures and follow even complex lines of argument provided the topic is reasonably familiar. I can understand most TV news and current affairs programmes. I can understand the majority of films in standard dialect.
- C 1:** I can understand extended speech even when it is not clearly structured and when relationships are only implied and not signalled explicitly. I can understand television programmes and films without too much effort.
- C 2:** I have no difficulty in understanding any kind of spoken language, whether live or broadcast, even when delivered at fast native speed, provided I have some time to get familiar with the accent.

### Reading

- A 1:** I can understand familiar names, words and very simple sentences, for example on notices and posters or in catalogues.
- A 2:** I can read very short, simple texts. I can find specific, predictable information in simple everyday material such as advertisements, prospectuses, menus and timetables and I can understand short simple personal letters.
- B 1:** I can understand texts that consist mainly of high frequency everyday or job-related language. I can understand the description of events, feelings and wishes in personal letters.
- B 2:** I can read articles and reports concerned with contemporary problems in which the writers adopt particular attitudes or viewpoints. I can understand contemporary literary prose.
- C 1:** I can understand long and complex factual and literary texts, appreciating distinctions of style. I can understand specialised articles and longer technical instructions, even when they do not relate to my field.
- C 2:** I can read with ease virtually all forms of the written language, including abstract, structurally or linguistically complex texts such as manuals, specialised articles and literary works.

### Speaking

#### Spoken interaction

- A 1:** I can interact in a simple way provided the other person is prepared to repeat or rephrase things at a slower rate of speech and help me formulate what I'm trying to say. I can ask and answer simple questions in areas of immediate need or on very familiar topics.
- A 2:** I can communicate in simple and routine tasks requiring a simple and direct exchange of information on familiar topics and activities. I can handle very short social exchanges, even though I can't usually understand enough to keep the conversation going myself.
- B 1:** I can deal with most situations likely to arise whilst travelling in an area where the language is spoken. I can enter unprepared into conversation on topics that are familiar, of personal interest or pertinent to everyday life (e.g. family, hobbies, work, travel and current events).

- B 2:** I can interact with a degree of fluency and spontaneity that makes regular interaction with native speakers quite possible. I can take an active part in discussion in familiar contexts, accounting for and sustaining my views.
- C 1:** I can express myself fluently and spontaneously without much obvious searching for expressions. I can use language flexibly and effectively for social and professional purposes. I can formulate ideas and opinions with precision and relate my contribution skilfully to those of other speakers.
- C 2:** I can take part effortlessly in any conversation or discussion and have a good familiarity with idiomatic expressions and colloquialisms. I can express myself fluently and convey finer shades of meaning precisely. If I do have a problem I can backtrack and restructure around the difficulty so smoothly that other people are hardly aware of it.

### Spoken production

- A 1:** I can use simple phrases and sentences to describe where I live and people I know.
- A 2:** I can use a series of phrases and sentences to describe, in simple terms, my family and other people, living conditions, my educational background and my present or most recent job.
- B 1:** I can connect phrases in a simple way in order to describe experiences and events, my dreams, hopes and ambitions. I can briefly give reasons and explanations for opinions and plans. I can narrate a story or relate the plot of a book or film and describe my reactions.
- B 2:** I can present clear, detailed descriptions on a wide range of subjects related to my field of interest. I can explain a viewpoint on a topical issue giving the advantages and disadvantages of various options.
- C 1:** I can present clear, detailed descriptions of complex subjects integrating sub-themes, developing particular points and rounding off with an appropriate conclusion.
- C 2:** I can present a clear, smoothly-flowing description or argument in a style appropriate to the context and with an effective logical structure which helps the recipient to notice and remember significant points.

### Writing

- A 1:** I can write a short, simple postcard, for example sending holiday greetings. I can fill in forms with personal details, for example entering my name, nationality and address on a hotel registration form.
- A 2:** I can write short, simple notes and messages. I can write a very simple personal letter, for example thanking someone for something.
- B 1:** I can write simple connected text on topics which are familiar or of personal interest. I can write personal letters describing experiences and impressions.
- B 2:** I can write clear, detailed text on a wide range of subjects related to my interests. I can write an essay or report, passing on information or giving reasons in support of or against a particular point of view. I can write letters highlighting the personal significance of events and experiences.
- C 1:** I can express myself in clear, well-structured text, expressing points of view at some length. I can write about complex subjects in a letter, an essay or a report, underlining what I consider to be the salient issues. I can select a style appropriate to the reader in mind.
- C 2:** I can write clear, smoothly-flowing text in an appropriate style. I can write complex letters, reports or articles which present a case with an effective logical structure which helps the recipient to notice and remember significant points. I can write summaries and reviews of professional or literary works.

The complete self-assessment grid can be accessed from the website of the Council of Europe under [http://culture2.coe.int/portfolio/inc.asp?L=E&M=\\$t/208-1-0-1/main\\_pages/..&L=E&M=\\$t/208-1-0-1/main\\_pages/levels.html](http://culture2.coe.int/portfolio/inc.asp?L=E&M=$t/208-1-0-1/main_pages/..&L=E&M=$t/208-1-0-1/main_pages/levels.html)

### Notes:

- if you have a certificate testifying to your competence (such as TOEIC -Test of English for International Communication), state the level and the date when you obtained;
- do not overestimate your level, which may well be checked if you are interviewed!

## 2.1.6 6 – Personal skills and competences – Others part

### Social skills and competences

(remove if not relevant)

#### What are we talking about?

Social skills and competences refer to living and working with other people, in positions where communication is important and situations where teamwork is essential (for example culture and sports), in multicultural environments, etc.

Describe your social skills and competences, e.g.:

- team spirit;
- good ability to adapt to multicultural environments, gained through my work experience abroad;
- good communication skills gained through my experience as sales manager.

Specify in what context they were acquired (through training, work, seminars, voluntary or leisure activities, etc.).

### Organisational skills and competences

(remove if not relevant)

#### What are we talking about?

Organisational skills and competences refer to coordination and administration of people, projects and budgets; at work, in voluntary work (for example culture and sports) and at home, etc.

Describe your organisational skills and competences, e.g.:

- leadership (currently responsible for a team of 10 people);
- sense of organisation (experience in logistics);
- good experience in project or team management.

and say in what context they were acquired (through training, work, seminars, voluntary or leisure activities, etc.).

<p>Technical skills and competences (remove if not relevant)</p>	<p><b>What are we talking about?</b></p> <p>Technical skills and competences refer to mastery of specific kinds of equipment, machinery, etc. other than computers, or to technical skills and competences in a specialised field (manufacturing industry, health, banking, etc.).</p> <p>Describe your technical skills and competences, e.g.:</p> <ul style="list-style-type: none"> <li>- good command of quality control processes (I was responsible for the implementation of quality audit in my dept);</li> </ul> <p>Specify in what context they were acquired (through training, work, seminar, voluntary or leisure activities, etc.).</p>
<p>Computer skills and competences (remove if not relevant)</p>	<p><b>What are we talking about?</b></p> <p>Computer skills and competences refer to word processing and other applications, database searching, acquaintance with Internet, advanced skills (programming etc.).</p> <p>Describe your computer skills and competences, e.g.:</p> <ul style="list-style-type: none"> <li>- good command of Microsoft Office™ tools (Word™, Excel™ and PowerPoint™);</li> <li>- basic knowledge of graphic design applications (Adobe Illustrator™, PhotoShop™).</li> </ul> <p><b>Notes:</b></p> <ul style="list-style-type: none"> <li>- computer skills and competences can be assessed and be recognised through the European computer driving licence (ECDL), an internationally-recognised standard of competence certifying that the holder has the knowledge and skill needed to use the most common computer applications efficiently and productively;</li> <li>- for more information regarding ECDL, go to: <a href="http://www.ecdl.com/main/region_eur.php">http://www.ecdl.com/main/region_eur.php</a></li> </ul>
<p>Artistic skills and competences (remove if not relevant)</p>	<p>State here your artistic skills and competences which are an asset (music; writing; design, etc.) e.g.:</p> <p>carpentry</p> <p>Specify in what context they were acquired (through training, work, seminars, voluntary or leisure activities, etc.).</p>
<p>Other skills and competences (remove if not relevant)</p>	<p>State here any other skill(s) and competence(s) which are an asset and are not mentioned under earlier headings (hobbies; sports, positions of responsibility in voluntary organisations), e.g.:</p> <ul style="list-style-type: none"> <li>- trekking</li> </ul> <p>Specify in what context they were acquired (through training, work, voluntary or leisure activities, etc.).</p>
<p>Driving licence(s) (remove if not relevant)</p>	<p>State here whether you hold a driving licence and, if so, for which category of vehicle, e.g.:</p> <p>Category B</p>

### 2.1.7 7 – Additional information

<p><b>Additional information</b> (remove if not relevant)</p>	<p>State here any other information which you think relevant (publications or research; membership of professional organisations, military information [if you judge it important to specify that you have completed military service], marital status [if you judge it important to specify], contact persons or referees [name, job title, contact address, see note below]), e.g.:</p> <p><b>Publication</b></p> <p>Article: Molecular characterisation of a H3o-loaded brain cell, Immunology Quarterly, New York, 02/2002</p> <p><b>Notes:</b></p> <ul style="list-style-type: none"> <li>- do not give the address of a contact person without obtaining his/her formal agreement; it is preferable to state 'References supplied on request' in order not to overload the curriculum vitae;</li> <li>- where appropriate, provide a brief description of your publications or research; specify the type of document (thesis, article, report, etc.).</li> </ul>
---	---

### 2.1.8 8 – Additional information

<p><b>Annexes</b> (remove if not relevant)</p>	<p>List any items attached to the CV, e.g.:</p> <ul style="list-style-type: none"> <li>- copies of degrees and other qualifications, including any certificates issued at the end of training courses which did not lead to a formal qualification;</li> <li>- testimonial of employment or work placement;</li> <li>- publications or research; etc.</li> </ul> <p><b>Notes:</b></p> <ul style="list-style-type: none"> <li>- list the items in a logical order (e.g., place degrees or testimonials of employment together, numbering them if required) to help the reader;</li> <li>- never send originals of degree or qualification certificates as these might be lost; photocopies are adequate.</li> </ul>
--	--

## 2.2 Europass CV ePortfolio profile description

The information model of the ePortfolio profile of Europass CV is divided in eight sections. The table shows a summary of the elements of Europass CV and their localized application.

**Table 1: Eportfolio application profile of the Europass CV**

No	Name	French Name	Req. <sup>1</sup>	Max Occur <sup>2</sup>	Notes
1	<b>Personal information</b>	<i>Informations personnelles</i>	M	1	This section contains information about ...
1.1	Surname(s) / First name(s)	<i>Nom(s) / Prénom(s)</i>	M	U	
1.2	Address(es)	<i>Adresse(s)</i>	M	U	
1.3	Telephone(s)	<i>Téléphone(s)</i>	O	U	
1.4	Fax(es)	<i>Télécopie(s)</i>	O	U	
1.5	E-mail(s)	<i>Courrier(s) électronique(s)</i>	O	U	
1.6	Nationality(-ies)	<i>Nationalité(s)</i>	O	U	
1.7	Date of birth	<i>Date de naissance</i>	O	1	
1.8	Gender	<i>Sexe</i>	O	1	
2	<b>Desired employment / Occupational field</b>	<i>Emploi recherché / Domaine de compétence</i>	M	1	This section describes the desired employment or the occupational field
2.1	Description	<i>Description</i>	M	1	
3	<b>Work experience</b>	<i>Expérience professionnelle</i>	M	U	This section describes the work experience.
3.1	Dates	<i>Dates</i>	M	2	
3.2	Occupation or position held	<i>Fonction ou poste occupé</i>	M	1	
3.3	Main activities and responsibilities	<i>Principales activités ou responsabilités</i>	O	1	
3.4	Name and address of employer	<i>Nom et adresse de l'employeur</i>	M	1	
3.5	Type of business or sector	<i>Type ou secteur d'activité</i>	O	1	
4	<b>Education and training</b>	<i>Education et formation</i>	M	U	This section describes study contents and results.
4.1	Dates	<i>Dates</i>	M	2	
4.2	Title of qualification awarded	<i>Intitulé du certificat ou diplôme délivré</i>	M	1	
4.3	Principal subjects / occupational skills covered	<i>Principales matières / compétences professionnelles couvertes</i>	O	1	
4.4	Name and type of organization providing education and training	<i>Nom et type de l'établissement d'enseignement ou de formation</i>	M	1	
4.5	Level in national or international classification	<i>Niveau dans la classification nationale ou internationale</i>	O	1	
5	<b>Personal skills and Competences (language part)</b>	<i>Aptitudes et compétences personnelles</i>	N.A.	U	Not applicable for this release of the Europass CV Application Profile.
5.1	Mother tongue(s)	<i>Langue(s) maternelle(s)</i>	N.A.		
5.2	Other language(s)	<i>Autre(s) langue(s)</i>	N.A.		

<sup>1</sup> Indicates whether a data element is mandatory (M), optional (O) or not applicable (NA).

<sup>2</sup> Maximum occurrences, number or Unbounded (U)

6	<b>Personal skills and Competences (others parts)</b>	<i>Aptitudes et compétences personnelles</i>	O	U	This section describes personal skills and competences.
6.1	Social skills and competences	<i>Aptitudes et compétences sociales</i>	O	U	
6.2	Organisational skills and competences	<i>Aptitudes et compétences organisationnelles</i>	O	U	
6.3	Technical skills and competences	<i>Aptitudes et compétences techniques</i>	O	U	
6.4	Computer skills and competences	<i>Aptitudes et compétences informatiques</i>	O	U	
6.5	Artistic skills and competences	<i>Aptitudes et compétences artistiques</i>	O	U	
6.6	Others skills and competences	<i>Autres aptitudes et compétences</i>	O	U	
6.7	Driving licence(s)	<i>Permis de conduire</i>	O	U	
7	<b>Additional information</b>	<i>Informations complémentaires</i>	O	U	This section can contain additional information.
7.1	Description	<i>Description</i>	M	1	
8	<b>Annexes</b>	<i>Annexes</i>	O	U	This section can contain annexes.
8.1	Description	<i>Description</i>	M	1	

### 3 INFORMATION MODEL

Several data structures have been used from LIP:

- comment
- contenttype
- identification
- affiliation
- qcl
- goal
- activity
- relationship
- product
- competency

And one another from IMS ePortfolio:

- reflexion

Based on proposal from CEN, there are some extensions:

- ext\_identification (to include in a next release to support nationalities)
- ext\_learnerinformation (for Language, to include after completion of current work in this area by CEN/ISSS WS LT and CEDEFOP)

**Table 2: Mapping of Europass CV e-Portfolio application profile to IMS LIP elements**

No	Name in Europass CV	IMS LIP element
<b>1</b>	<b>Personal information</b>	<identification>
1.1	Surname(s) / First name(s)	<identification><name><partname>
1.2	Address(es)	<identification><address>
1.3	Telephone(s)	<identification><contactinfo>
1.4	Fax(es)	<identification><contactinfo>
1.5	E-mail(s)	<identification><contactinfo>
1.6	Nationality(-ies)	<identification><demographics>
1.7	Date of birth	<identification><demographics>
1.8	Gender	<identification><demographics>
<b>2</b>	<b>Desired employment / Occupational field</b>	<goal>
2.1	Description	<goal><description>
<b>3</b>	<b>Work experience</b>	<activity> & <affiliation> & <relationship>
3.1	Dates	<activity><date>
3.2	Occupation or position held	<affiliation><role><description>
3.3	Main activities and responsibilities	<activity><definition><description>
3.4	Name and address of employer	<affiliation><organization><description>
3.5	Type of business or sector	<affiliation><classification>
<b>4</b>	<b>Education and training</b>	<qcl>
4.1	Dates	<qcl><date>
4.2	Title of qualification awarded	<qcl><title>
4.3	Principal subjects / occupational skills covered	<qcl><description> <sup>3</sup>
4.4	Name and type of organization providing education and training	<qcl><organization><description>
4.5	Level in national or international classification	<qcl><level><text>
<b>5</b>	<b>Personal skills and Competencies (language part)</b>	TO INCLUDE LATER (extensions needed, maybe CEDEFOP Europass Language Portfolio Schema)
5.1	Mother tongue(s)	TO INCLUDE LATER
5.2	Other language(s)	TO INCLUDE LATER
<b>6</b>	<b>Personal skills and Competencies (others parts)</b>	<competency> & <qcl>
6.1	Social skills and competencies	<competency>
6.2	Organisational skills and competencies	<competency>
6.3	Technical skills and competencies	<competency>
6.4	Computer skills and competencies	<competency>
6.5	Artistic skills and competencies	<competency>
6.6	Others skills and competencies	<competency>
6.7	Driving licence(s)	<qcl>
<b>7</b>	<b>Additional information</b>	<reflexion>
7.1	Description	<reflexion><description>
<b>8</b>	<b>Annexes</b>	<reflexion>
8.1	Description	<reflexion><description>

<sup>3</sup> To review later, CEN proposal is to use one of <transcript><ext\_refrecord>, <transcript><description>, <activity>, <competency>

## General remarks

### 1/ Vocabulary

The vocabulary use for all Europass CV elements will be available in an external IMS VDEX file and use as index reference the index number in Europass CV table below. For example for Europass CV element “Dates of qualification” (element 4.1 in Europass CV table) the corresponding index is EuropassCV\_41 in the VDEX file.

### 2/ Relationship (Mandatory)

This structure allows mapping different information from Europass CV with other parts in LIP like affiliation element (for company description) with the activity element (job description) for example.

Vocabulary use for explaining relationship type:

- “supports”

## Further work

- Extension structures like support of 5.0 ‘Personal Skills and Competencies’ ‘Language Part’.
- Internationalization to support different translation of a CV in each portfolio parts.
- To review external vocabulary identifiers.
- External vocabulary for Relationship (to check with vocabulary define in UK Leap).
- Support of several nationalities (only one for the moment cause using placeofbirth element).
- Support of 4.3 ‘Principal subjects / Occupational skills covered’ CEN proposal is to use another element (to check with europortfolio community).
- Support of 6.7 ‘Driving licences’ is using QCL element, this need a conditional statement in the application profile for QCL element (used also by 4 ‘Education and Training’ with several restrictive modifications different from 6.7).

## 4 BINDING

Modelling Europass CV within a LIP structure is not easy, so we provide here the XML binding with a full example of an Irish Europass CV.

We also using the IMS ePortfolio Reflexion element for binding of Europass CV ‘Additional Information’ and ‘Annexes’.

We suppose to use a VDEX external vocabulary file hosted at:

<http://www.eife-l.org/xsd/cv/VDEXEuropassCV.xml>

All information in *italics* on the following tables shows modifications on the base schema (cardinality and specific vocabulary)

## 4.1 LIP main structure

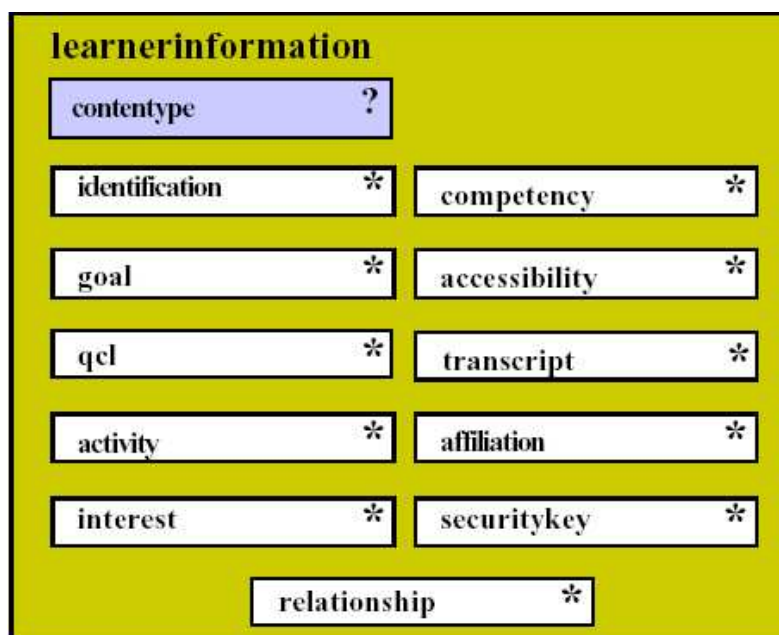


Figure 1: LIP elements

<b>LIP-Learnerinformation</b>	Mandatory / Optional / Not Applicable	Minoccur	Maxoccur
Comment	O	0	1
Contentype	O	0	1
Identification	M	1	1
Goal	M	1	1
Qcl	M	1	1
Activity	M	1	1
Competency	O	0	Unbounded
Transcript	NA	0	0
Accessibility	NA	0	0
Interest	NA	0	0
Affiliation	O	0	Unbounded
Securitkey	NA	0	0
Relationship	O	0	Unbounded
Ext_learnerinfo	NA	0	0

Table 3: Modifications on IMS Learnerinformation element

## 4.2 Common elements

### 4.2.1 Contentype

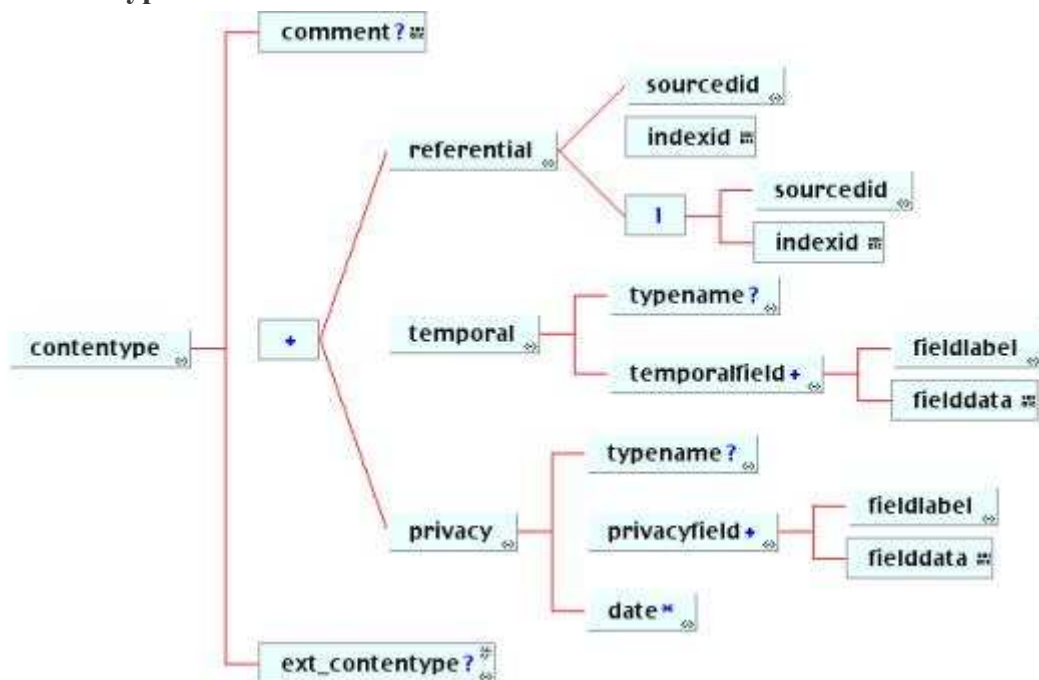


Figure 2: LIP: Common structure : contentype

LIP- contentype	Mandatory / Optional / Not Applicable	Minoccur	Maxoccur
Comment	O	0	1
Referential	O	0	1
Temporal	NA	0	0
Privacy	NA	0	0
Ext_contentype	NA	0	0

Table 4: Modifications on IMS contentype element

## 4.2.2 Typename

Element typename is use to link Europass CV element in LIP with external Europass CV vocabulary using VDEX file

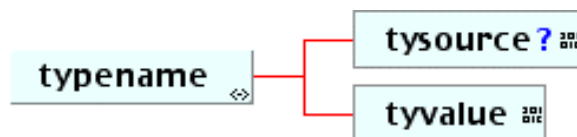


Figure 3: LIP: Common structure : typename

LIP- typename	Mandatory / Optional / Not Applicable	Minoccur	Maxoccur
tysource	M	1	1
tyvalue	M	1	1

Table 5: Modifications on IMS typename element

Attribute “sourcetype” for tysource :

- Default not “imsdefault” but “standard”

Value for tysource:

- Value might be a reference to Europass CV VDEX File, in this example :  
<http://www.eifel-1.org/xsd/cv/VDEXEuropassCV.xml>

Value for tyvalue:

Condition: If attribute “sourcetype” of element tysource is equal to “standard” then regular expression for this value must be based on : “EuropassCV\d\d?”

Example :

```

<typename>
  <tysource sourcetype="standard">
    http://www.eifel-1.org/xsd/cv/VDEXEuropassCV.xml
  </tysource>
  <tyvalue>EuropassCV12</tyvalue>
</typename>
  
```

### 4.2.3 Description

Description element is use for several purposes like the description of an organization or to describe annexes and additional information in a CV. This element allows introducing a first level of internationalization in the CV. Each information in the CV modeled with this element can be translated in several languages.

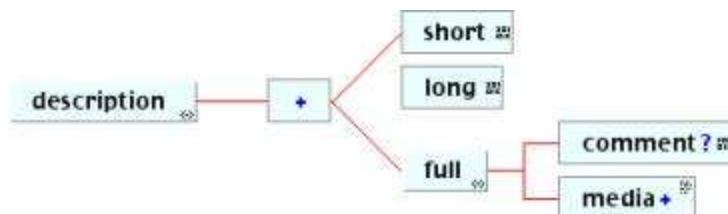


Figure 4: LIP: Common sub-structure for extension: description

LIP- description	Mandatory / Optional / Not Applicable	Minoccur	Maxoccur
short	O	1	Unbounded
long	O	0	Unbounded
full	O	0	Unbounded

Table 6: Modifications on IMS description element

Example :

```

<description>
  <short lang="fr"> Université de Paris X </short>
  <short lang="en"> University of Paris X</short>
</description>
  
```

#### 4.2.4 Definition

This element is used if possible to model all necessary extensions regarding the IMS LIP and IMS EP base specifications.

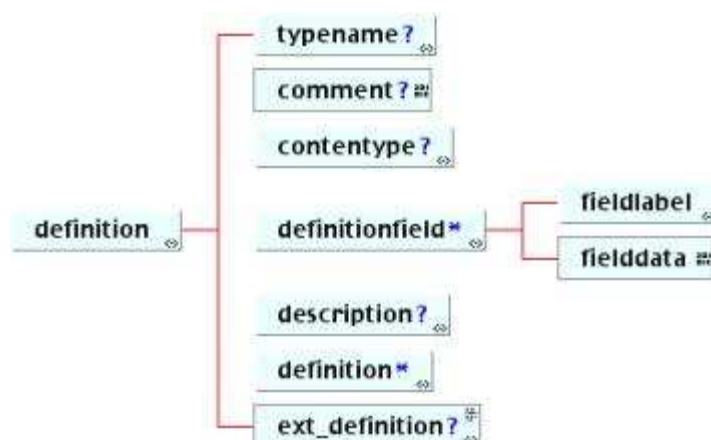


Figure 5: LIP: Common structure for extension: definition

LIP- definition	Mandatory / Optional / Not Applicable	Minoccur	Maxoccur
Typename	O	0	1
Comment	O	0	1
Contentype	O	0	1
Definitionfield	O	0	Unbounded
Description	O	0	1
Definition	O	0	Unbounded
Ext_definition	NA	0	0

Table 7: Modifications on IMS definition element

#### Example :

```

<definition>
  <typename>
    <tysource sourcetype="standard">
      http://www.eife-1.org/xsd/cv/VDEXEuropassCV.xml
    </tysource>
    <tyvalue xml:lang="en">EuropassCV33</tyvalue>
  </typename>
  <comment xml:lang="en">Main activities and responsibilities</comment>
  <description>
    <short xml:lang="en">Taught first and second Class, participated in organising extra-
    curricular activities</short>
  </description>
</definition>

```

### 4.3 Identification

Identification : 1 - Information identifying the holder of the CV

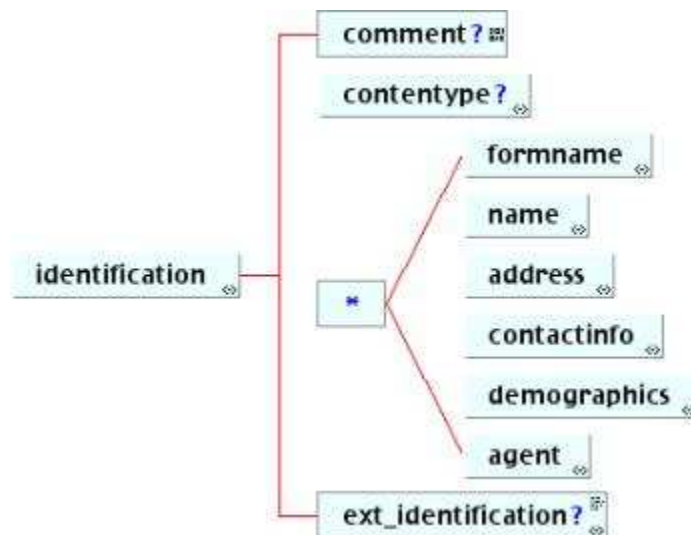


Figure 6: LIP: Identification

<b>LIP : Identification</b>	Mandatory / Optional / Not Applicable	Minoccur	Maxoccur
Comment	O	0	1
Contentype	O	0	1
Formname	NA	0	0
Name	M	1	1
Address	M	1	1
Contactinfo	O	0	Unbounded
Demographics	O	0	1
Agent	NA	0	0
Ext_identification	NA	0	0

Table 8: Modifications on IMS identification element

### 4.3.1 Identification : name

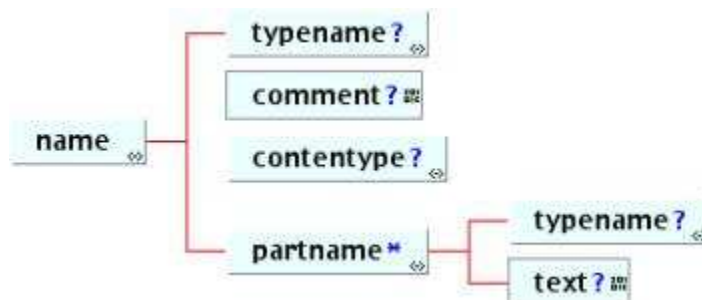


Figure 7: LIP: Identification: name

<name> structure is used for 2 elements of EuropassCV :

1-6 Family Name (EuropassCV111 in EuropassCV vocabulary)

1-6 Given Name (EuropassCV112 in EuropassCV vocabulary)

<b>LIP : Identification: name</b>	Mandatory / Optional / Not Applicable	Minoccur	Maxoccur
Typename	M	1	1
Comment	O	0	1
Contentype	O	0	1
Partname	M	2	2
<Partname><Typename>	M	1	1
<Partname><text>	M	1	1

Table 9: Modifications on IMS identification-name element

**Example using IMS vocabulary:**

```

<name>
  <comment xml:lang="en">Surname(s) / First name(s)</comment>
  <partname>
    <typename>
      <tyvalue>Last</tyvalue>
    </typename>
    <text xml:lang="en">Farrelly</text>
  </partname>
  <partname>
    <typename>
      <tyvalue>First</tyvalue>
    </typename>
    <text xml:lang="en">Danielle</text>
  </partname>
</name>

```

**Example using external vocabulary:**

```

<name>
  <typename>
    <tysource sourcetype="standard">
      http://www.eife-1.org/xsd/cv/VDEXEuropassCV.xml
    </tysource>
    <tyvalue xml:lang="en">EuropassCV11</tyvalue>
  </typename>
  <comment xml:lang="en">Surname(s) / First name(s)</comment>
  <partname>
    <typename>
      <tysource sourcetype="standard">VDEXEuropassCV.xml</tysource>
      <tyvalue xml:lang="en">EuropassCV111</tyvalue>
    </typename>
    <text xml:lang="en">Farrelly</text>
  </partname>
  <partname>
    <typename>
      <tysource sourcetype="standard">VDEXEuropassCV.xml</tysource>
      <tyvalue xml:lang="en">EuropassCV112</tyvalue>
    </typename>
    <text xml:lang="en">Danielle</text>
  </partname>
</name>

```

### 4.3.2 Identification : address

Address of the owner of the Europass CV

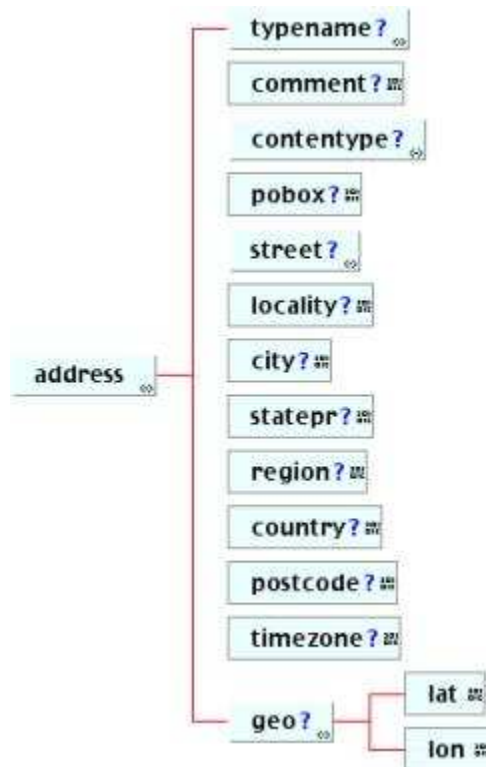


Figure 8: LIP: Identification: address

<b>LIP : address</b>	<b>Identification:</b>	Mandatory / Optional / Not Applicable	Minoccur	Maxoccur
Typename		O	0	1
Comment		O	0	1
Contenttype		O	0	1
pobox		O	0	1
street		O	0	Unbounded
Locality		O	0	1
city		O	0	1
statepr		O	0	1
region		O	0	1
country		O	0	1
postcode		O	0	1
timezone		NA	0	0
geo		NA	0	0

Table 10: Modifications on IMS identification-address element

## Example:

```

<address>
  <typename>
    <tysource sourcetype="standard">VDEXEuropassCV.xml</tysource>
    <tyvalue xml:lang="en">EuropassCV12</tyvalue>
  </typename>
  <comment xml:lang="en">Address (es)</comment>
  <pobox xml:lang="en">6</pobox>
  <street>
    <streetnumber xml:lang="en">12</streetnumber>
    <streetname xml:lang="en">Georgian Road</streetname>
  </street>
  <locality xml:lang="en">Rathgar</locality>
  <city xml:lang="en">Dublin</city>
  <country xml:lang="en">Ireland</country>
  <postcode xml:lang="en" />
</address>

```

### 4.3.3 Identification : contactinfo

Contact info (telephone, fax, mobile, email, web) of the owner of the CV.

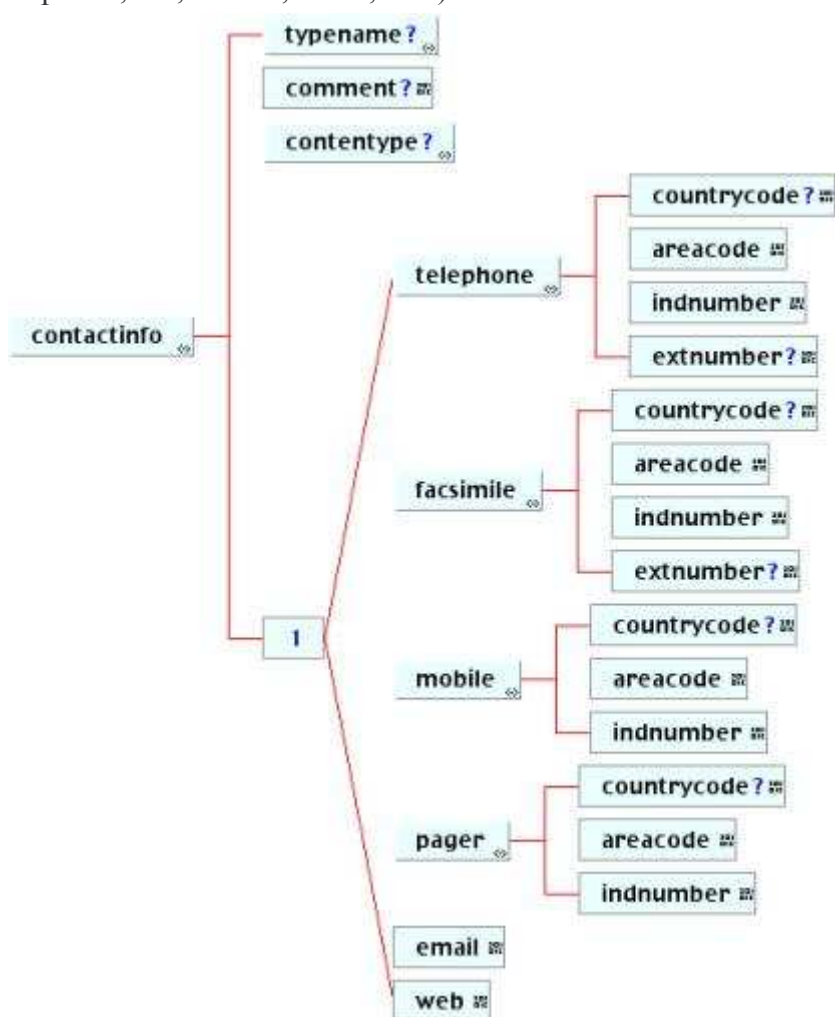


Figure 9: LIP: Identification: contactinfo

<b>LIP : Identification: contactinfo</b>	Mandatory / Optional / Not Applicable	Minoccur	Maxoccur
Typename	O	0	1
Comment	O	0	1
Contentype	O	0	1
telephone	O	0	1
facsimile	O	0	1
mobile	O	0	1
pager	O	0	1
email	O	0	1
web	O	0	1

Table 11: Modifications on IMS identification-contactinfo element

**Example:**

```

<contactinfo>
  <telephone>
    <areacode>555</areacode>
    <indnumber>623458</indnumber>
  </telephone>
</contactinfo>
<contactinfo>
  <facsimile>
    <areacode>555</areacode>
    <indnumber>623457</indnumber>
  </facsimile>
</contactinfo>
<contactinfo>
  <mobile>
    <areacode>086</areacode>
    <indnumber>2222222</indnumber>
  </mobile>
</contactinfo>
<contactinfo>
  <email>danielle@hotmail.com</email>
</contactinfo>

```

#### 4.3.4 Identification : demographics

<demographics> structure is used for 3 elements of Europass CV :

1-6 nationality

1-7 date of birth

1-8 gender

These 3 elements will be include in the same demographics structure

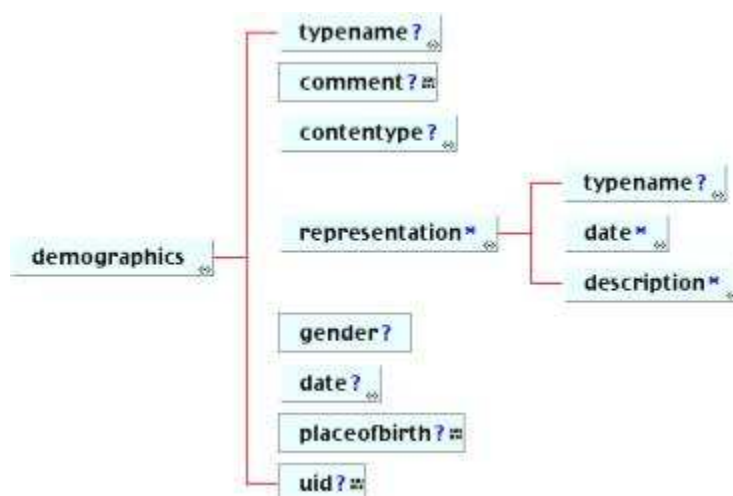


Figure 10: LIP: Identification: demographics

<b>LIP : Identification: demographics</b>	Mandatory / Optional / Not Applicable	Minoccur	Maxoccur
Typename	O	0	1
Comment	O	0	1
Contentype	O	0	1
Representation	NA	0	0
Gender	O	0	1
Date	O	0	1
Placeofbirth	O	0	1
Uid	NA	0	0

Table 12: Modifications on IMS identification-demographics element

**Example**

```
<demographics>
  <gender gender="F" />
  <date>
    <typename>
      <tysource sourcetype="standard">VDEXEuropassCV.xml</tysource>
      <tyvalue xml:lang="en">EuropassCV18</tyvalue>
    </typename>
    <datetime>1980-08-30T00:00:00</datetime>
  </date>
  <placeofbirth xml:lang="en">Ireland</placeofbirth>
</demographics>
```

## 4.4 Goal

<goal> element is use for :

Europass CV part 2 “Desired employment/Occupational field”



Figure 11: LIP: Goal

LIP : Goal	Mandatory / Optional / Not Applicable	Minoccur	Maxoccur
Typename	O	0	1
Comment	O	0	1
Contenttype	O	0	1
Date	O	0	Unbounded
Priority	NA	0	1
Status	NA	0	1
Description	M	1	1
Goal	NA	0	0
Ext_goal	NA	0	0

Table 13: Modifications on IMS Goal element

**Example:**

```
<goal>
  <typename>
    <tysource sourcetype="standard">VDEXEuropassCV.xml</tysource>
    <tyvalue xml:lang="en">EuropassCV20</tyvalue>
  </typename>
  <comment xml:lang="en">Desired employment / Occupational
field</comment>
  <description>
    <short xml:lang="en">Primary School Teacher</short>
  </description>
</goal>
```

## 4.5 Qcl

<qcl> element is use for :

- Part 4 “Education and training”.
- Part 6.7 “Driven License(s)”.

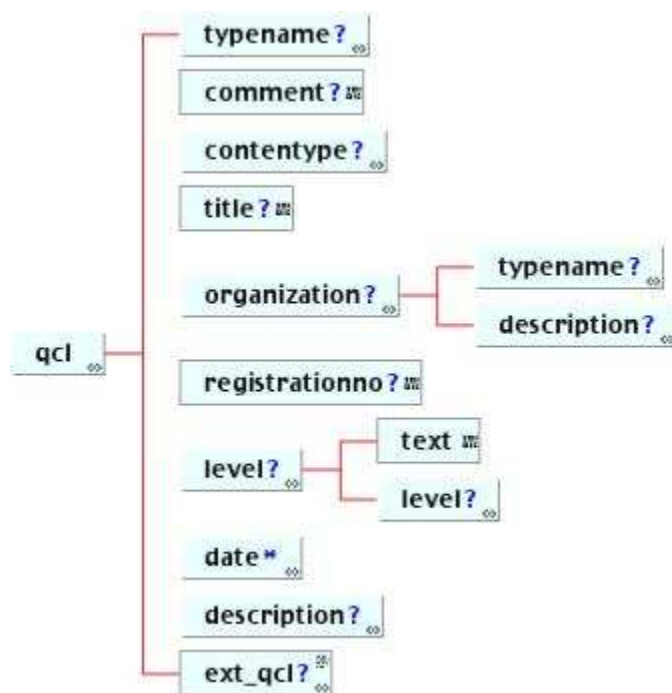


Figure 12: LIP: Qcl

LIP : Qcl	Mandatory / Optional / Not Applicable	Minoccur	Maxoccur
Typename	O	0	1
Comment	O	0	1
Contentype	O	0	1
Title	M	1	1
Organization	M	1	1
Registrationno	NA	0	0
Level	O	0	1
Date	M	1	2
Description	O	0	1
Ext_qcl	NA	0	0

Table 14: Modifications on IMS qcl element

**Example :**

```
<qcl>
  <typename>
    <tysource sourcetype="standard">VDEXEuropassCV.xml</tysource>
    <tyvalue xml:lang="en">EuropassCV40</tyvalue>
  </typename>
  <comment xml:lang="en">Education and training</comment>
  <title xml:lang="en">Bachelor of Arts</title>
  <organization>
    <typename>
      <tysource sourcetype="standard">VDEXEuropassCV.xml</tysource>
      <tyvalue xml:lang="en">EuropassCV44</tyvalue>
    </typename>
    <description>
      <short xml:lang="en">University College Dublin</short>
    </description>
  </organization>
  <level>
    <text xml:lang="en">Level 8 in the Irish National Framework of
Qualifications</text>
  </level>
  <date>
    <typename>
      <tyvalue xml:lang="en">finish</tyvalue>
    </typename>
    <datetime>2001-01-01T00:00:00</datetime>
  </date>
  <date>
    <typename>
      <tyvalue xml:lang="en">start</tyvalue>
    </typename>
    <datetime>1999-01-01T00:00:00</datetime>
  </date>
</qcl>
```

## 4.6 Activity

<Activity> element is use for :

Europass CV part 3 “Work Experience” in relation with affiliation element to describe the company.

<relationship> element establish this relation between each <activity> and corresponding <affiliation><organization>.

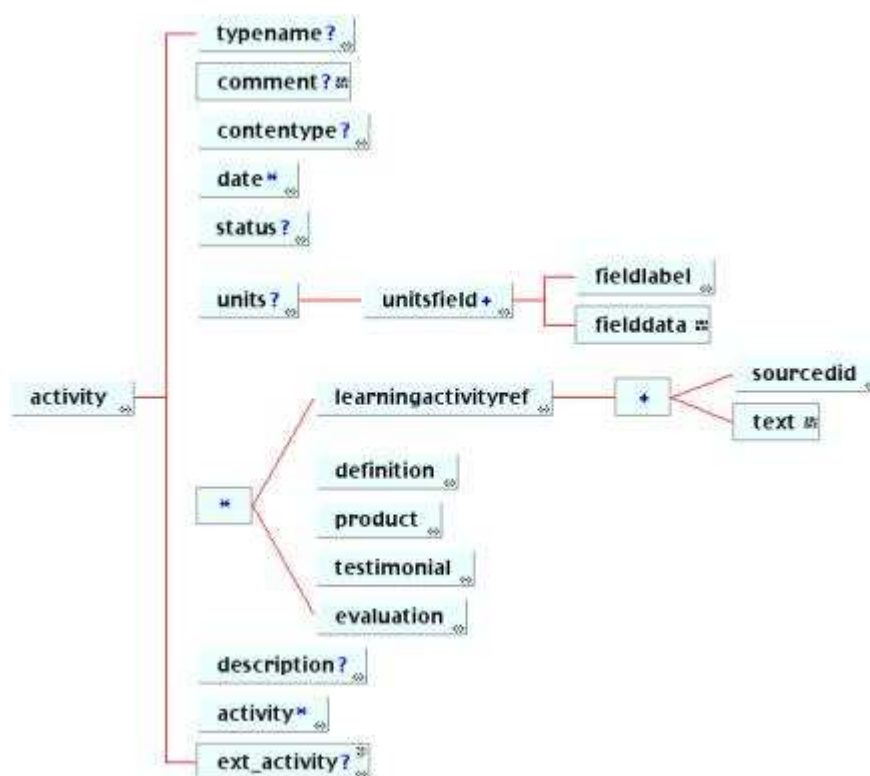


Figure 13: LIP: Activity

LIP : Activity	Mandatory / Optional / Not Applicable	Minoccur	Maxoccur
Typename	O	0	1
Comment	O	0	1
contenttype	M	1	1
Date	M	1	1
Status	NA	0	0
Units	NA	0	0
Learningactivityref	NA	0	0

Definition	<i>M</i>	<i>1</i>	Unbounded
Product	<i>NA</i>	0	0
testimonial	<i>NA</i>	0	0
Evaluation	<i>NA</i>	0	0
Description	<i>NA</i>	0	0
Activity	<i>NA</i>	0	0
Ext_activity	<i>NA</i>	0	0

Table 15: Modifications on IMS activity element

**Example:**

```

<activity>
  <typename>
    <tysource sourcetype="standard">VDEXEuropassCV.xml</tysource>
    <tyvalue xml:lang="en">EuropassCV30</tyvalue>
  </typename>
  <comment xml:lang="en">work experience</comment>
  <contenttype>
    <referential>
      <indexid>work1</indexid>
    </referential>
  </contenttype>
  <date>
    <typename>
      <tyvalue xml:lang="en">start</tyvalue>
    </typename>
    <datetime>2005-08-31T00:00:00</datetime>
  </date>
  <definition>
    <typename>
      <tysource sourcetype="standard">VDEXEuropassCV.xml</tysource>
      <tyvalue xml:lang="en">EuropassCV33</tyvalue>
    </typename>
    <comment xml:lang="en">Main activities and responsibilities</comment>
    <description>
      <short xml:lang="en">Taught first and second Class, participated in
organising extra-curricular activities</short>
    </description>
  </definition>
</activity>

```

## 4.7 Affiliation

<affiliation> element is used for Europass CV element :

3-2 Occupation or position held

3-4 Name and address of employer

3-5 Type of business or sector

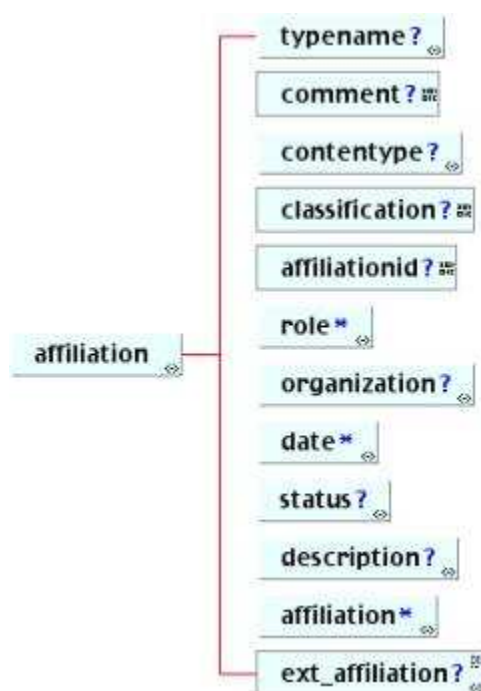


Figure 14: LIP: affiliation

<b>LIP : Affiliation</b>	Mandatory / Optional / Not Applicable	Minoccur	Maxoccur
Typename	O	0	1
Comment	O	0	1
Contentype	M	1	1
Classification	O	0	1
Affiliationid	NA	0	0
Role	M	1	1
Organization	M	1	1
Date	NA	0	0
Status	NA	0	0

Description	NA	0	0
Affiliation	NA	0	0
Ext_affiliation	NA	0	0

Table 16: Modifications on IMS affiliation element

## Example :

```

<affiliation>
  <typename>
    <tysource sourcetype="standard">VDEXEuropassCV.xml</tysource>
    <tyvalue xml:lang="en">EuropassCV30</tyvalue>
  </typename>
  <comment xml:lang="en">work experience</comment>
  <contenttype>
    <referential>
      <indexid>affiliation1</indexid>
    </referential>
  </contenttype>
  <classification xml:lang="en">Education Sector</classification>
  <role>
    <typename>
      <tysource sourcetype="standard">VDEXEuropassCV.xml</tysource>
      <tyvalue xml:lang="en">EuropassCV32</tyvalue>
    </typename>
    <comment xml:lang="en">Occupation or position held</comment>
    <description>
      <short xml:lang="en">Primary Teacher</short>
    </description>
  </role>
  <organization>
    <typename>
      <tysource sourcetype="standard">VDEXEuropassCV.xml</tysource>
      <tyvalue xml:lang="en">EuropassCV34</tyvalue>
    </typename>
    <description>
      <short xml:lang="en">Maire Byrne, Terenure Junior School, Terenure
Road. Dublin 6w</short>
    </description>
  </organization>
</affiliation>

```

## 4.8 Relationship

As to be used to link company or institution information with the corresponding activity in the Europass CV document.

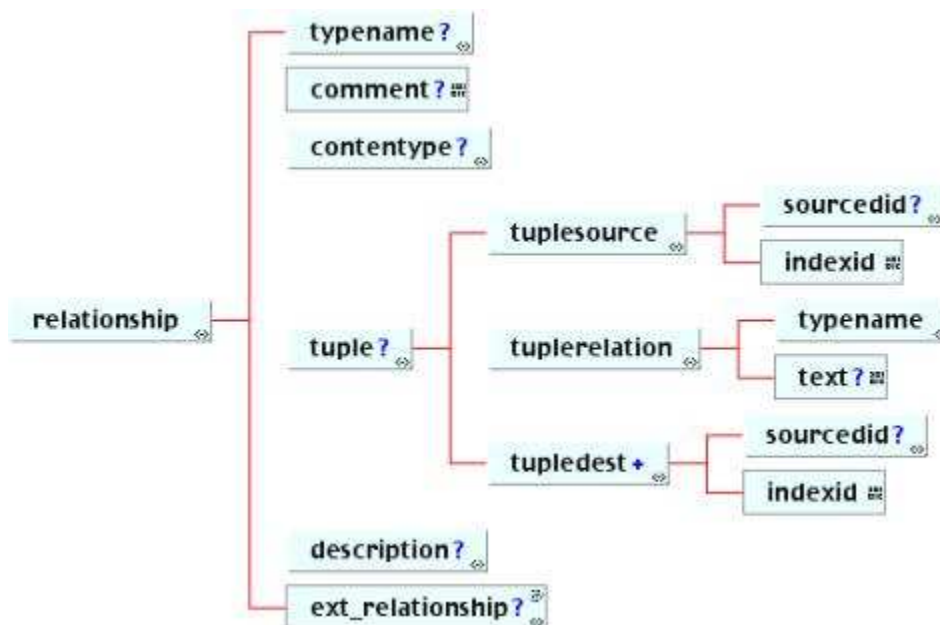


Figure 15: LIP: relationship

LIP : Relationship	Mandatory / Optional / Not Applicable	Minoccur	Maxoccur
Typename	O	0	1
Comment	O	0	1
Contenttype	O	0	1
Tuple	M	1	1
Description	O	0	1
Ext_relationship	NA	0	0

Table 17: Modifications on IMS relationship element

Example :

```

<relationship>
  <tuple>
    <tuplesource>
      <indexid>work1</indexid>
    </tuplesource>
    <tuplerelation>
      <typename>
        <tysource sourcetype="standard">VDEXEuropassCV.xml</tysource>
      </typename>
    </tuplerelation>
  </tuple>
</relationship>

```

```
    <tyvalue xml:lang="en">EuropassCV30</tyvalue>
  </typename>
  <text xml:lang="en">ispartof</text>
</tuplerelation>
<tupledest>
  <indexid>affiliation1</indexid>
</tupledest>
</tuple>
</relationship>
```

## 4.9 Competency

The short description will help to identify the competency type and the long description is the full text description corresponding to this competency type.

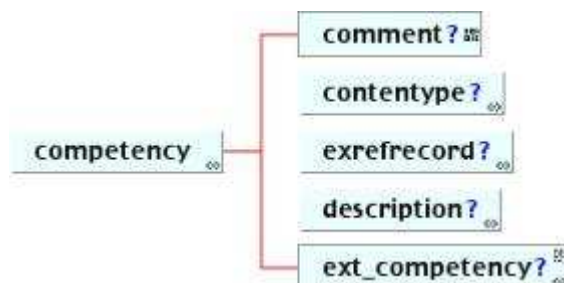


Figure 16: LIP: Competency

LIP : Competency	Mandatory / Optional / Not Applicable	Minoccur	Maxoccur
Comment	O	0	1
Contentype	O	0	1
Exrefrecord	O	0	1
Description	<i>M</i>	<i>1</i>	1
Ext_competency	O	0	1

Table 18: Modifications on IMS competency element

### Example :

```

<competency>
  <comment xml:lang="en">Social skills and competences</comment>
  <description>
    <short xml:lang="en">Social skills and competences</short>
    <long xml:lang="en">Team Work: I have been involved in various types
of team tasks from team leader of a childrenâ€™s summer camp to being a
member of Dublin Basketball Team.</long>
  </description>
</competency>
  
```

The short description will help to identify the competency type and the long description is the full text description corresponding to this competency type.

## 4.10 Reflexion

<reflexion> element from IMS ePortfolio specification is used for Europass CV element :

7 Additional Information

8 Annexes

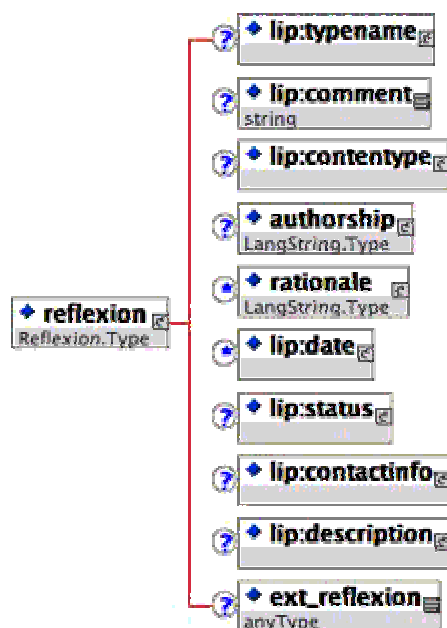


Figure 17: eP: Reflexion

eP : Reflexion	Mandatory / Optional / Not Applicable	Minoccur	Maxoccur
lip:typename	O	0	1
lip:Comment	O	0	1
lip:Contenttype	O	0	1
authorship	O	0	1
rationale	O	0	Unbounded
lip:date	O	0	Unbounded
lip:status	O	0	1
lip:contactinfo	O	0	Unbounded
lip:description	<i>M</i>	<i>1</i>	1
Ext_reflexion	O	0	1

Table 19: Modifications on IMS Reflexion element

**Example:**

```
<?xml version="1.0" encoding="UTF-8"?>
<!--This is a Reload CRT version 2.2 xml instance document-->
<!--Spawned from the Reload Metadata Generator - http://www.reload.ac.uk-->

<reflexion xmlns="http://www.imsglobal.org/xsd/imsreflex_v1p0"
xmlns:xsi="http://www.w3.org/2001/XMLSchema-instance"
xsi:schemaLocation="http://www.imsglobal.org/xsd/imsreflex_v1p0
imsreflex_v1p0.xsd">

  <lip:typename xmlns:lip="http://www.imsglobal.org/xsd/imslip_v1p0">
    <lip:tysource sourcetype="standard">http://www.eife-
1.org/xsd/cv/VDEXEuropassCV.xml</lip:tysource>
    <lip:tyvalue xml:lang="en">EuropassCV60</lip:tyvalue>
  </lip:typename>
  <lip:comment xmlns:lip="http://www.imsglobal.org/xsd/imslip_v1p0"
xml:lang="en">Europass CV Section 7: Additional information</lip:comment>
  <lip:description xmlns:lip="http://www.imsglobal.org/xsd/imslip_v1p0">
    <lip:short xml:lang="en">References available upon request</lip:short>
  </lip:description>

</reflexion>
```

## 4.11 Application Profile XML file

### 4.11.1 IMS LIP AP

```
<?xml version="1.0" encoding="ISO-8859-1"?>
<sp:schema_mod baseSchema="imslip_vlp0.xsd" level="restrictive"
  xmlns="http://www.imsglobal.org/xsd/imslip_vlp0"
  xmlns:ac="http://iwm.uni-koblenz.de/xsd/tel_addc_vlp1"
  xmlns:sp="http://iwm.uni-koblenz.de/xsd/ims_apvlp5"
  xmlns:xs="http://www.w3.org/2001/XMLSchema"
  xmlns:xsd="http://www.w3.org/2001/XMLSchema"
  xmlns:xsi="http://www.w3.org/2001/XMLSchema-instance"
xsi:schemaLocation="http://iwm.uni-koblenz.de/xsd/ims_apvlp5
ims_apvlp5.xsd">
  <sp:annotation>
    <sp:documentation category="conformance" xml:lang="en">Europass CV
e-Portfolio Application Profile v0.3
This IMS LIP AP is intended to be used as portfolio parts inside eportfolio
content package.</sp:documentation>
  </sp:annotation>
  <sp:modifications>
    <sp:modification element="/xsd:schema/xsd:element[46]">
      <sp:cardinality maxOccurs="2" minOccurs="1"
subelement="./xsd:complexType[1]/xsd:sequence[1]/xsd:element[4]">
        <sp:annotation>
          <sp:documentation category="explanation"
xml:lang="en">A minimum of one date (start) and a max of 2 (start and end
dates).</sp:documentation>
        </sp:annotation>
      </sp:cardinality>
    </sp:modification>
    <sp:modification element="/xsd:schema/xsd:element[49]">
      <sp:cardinality maxOccurs="1" minOccurs="1"
subelement="./xsd:complexType[1]/xsd:sequence[1]/xsd:element[6]">
        <sp:annotation>
          <sp:documentation category="explanation"
xml:lang="en">1 role Mandatory (Occupation or position
held)</sp:documentation>
        </sp:annotation>
      </sp:cardinality>
    <sp:cardinality maxOccurs="1" minOccurs="1"
subelement="./xsd:complexType[1]/xsd:sequence[1]/xsd:element[7]">
        <sp:annotation>
          <sp:documentation category="explanation"
xml:lang="en">Mandatory (Name and address of employer)</sp:documentation>
        </sp:annotation>
      </sp:cardinality>
    </sp:modification>
    <sp:modification element="/xsd:schema/xsd:element[47]">
      <sp:cardinality maxOccurs="1" minOccurs="1"
subelement="./xsd:complexType[1]/xsd:sequence[1]/xsd:element[4]">
        <sp:annotation>
          <sp:documentation category="explanation"
xml:lang="en">Competency description is mandatory</sp:documentation>
        </sp:annotation>
      </sp:cardinality>
    </sp:modification>
    <sp:modification element="/xsd:schema/xsd:element[44]">
```

```

        <sp:cardinality maxOccurs="1" minOccurs="1"
subelement="./xsd:complexType[1]/xsd:sequence[1]/xsd:element[7]">
        <sp:annotation>
            <sp:documentation category="explanation"
xml:lang="en">Description is mandatory in case of a Europass CV
Goal</sp:documentation>
        </sp:annotation>
        </sp:cardinality>
    </sp:modification>
    <sp:modification element="/xsd:schema/xsd:element[39]">
        <sp:cardinality maxOccurs="1" minOccurs="0"
subelement="./xsd:complexType[1]/xsd:sequence[1]/xsd:choice[1]">
        <sp:annotation>
            <sp:documentation category="explanation"
xml:lang="en">Only one main element of LIP is allowed in case of
portfolioparts used in a portfolio content package.</sp:documentation>
        </sp:annotation>
        </sp:cardinality>
    </sp:modification>
    <sp:modification element="/xsd:schema/xsd:element[50]">
        <sp:cardinality maxOccurs="unbounded" minOccurs="2"
subelement="./xsd:complexType[1]/xsd:sequence[1]/xsd:element[4]">
        <sp:annotation>
            <sp:documentation category="explanation"
xml:lang="en">A minimum of 2 (surname, family name)</sp:documentation>
        </sp:annotation>
        </sp:cardinality>
    </sp:modification>
    <sp:modification element="/xsd:schema/xsd:element[72]">
        <sp:cardinality maxOccurs="1" minOccurs="1"
subelement="./xsd:complexType[1]/xsd:sequence[1]/xsd:element[2]">
        <sp:annotation>
            <sp:documentation category="explanation"
xml:lang="en">Name of organization is mandatory (employer or educational
organization)</sp:documentation>
        </sp:annotation>
        </sp:cardinality>
    </sp:modification>
    <sp:modification element="/xsd:schema/xsd:element[45]">
        <sp:cardinality maxOccurs="1" minOccurs="1"
subelement="./xsd:complexType[1]/xsd:sequence[1]/xsd:element[1]">
        <sp:annotation>
            <sp:documentation category="explanation"
xml:lang="en">Mandatory to check if it is relevant to 'Education and
Training' or to 'Driving licence' part of Europass CV. </sp:documentation>
        </sp:annotation>
        </sp:cardinality>
        <sp:cardinality cnd="cnd0" maxOccurs="1" minOccurs="1"
subelement="./xsd:complexType[1]/xsd:sequence[1]/xsd:element[4]">
        <sp:annotation>
            <sp:documentation category="explanation"
xml:lang="en">Title is mandatory</sp:documentation>
        </sp:annotation>
        </sp:cardinality>
        <sp:cardinality cnd="cnd0" maxOccurs="2" minOccurs="1"
subelement="./xsd:complexType[1]/xsd:sequence[1]/xsd:element[8]">
        <sp:annotation>
            <sp:documentation category="explanation"
xml:lang="en">One date mandatory (start), and 2 dates max (start end finish
dates)</sp:documentation>
        </sp:annotation>

```

```

        </sp:cardinality>
    </sp:modification>
</sp:modifications>
<sp:definitions>
    <sp:condition id="cnd0" name="QCL-related-to-Education-and-
training">(string(/learnerinformation/qcl/typename/tyvalue/text())="Europas
sCV40")</sp:condition>
</sp:definitions>
<sp:mappings/>
</sp:schema_mod>

```

#### 4.11.2 IMS Reflexion AP

```

<?xml version="1.0" encoding="ISO-8859-1"?>
<sp:schema_mod baseSchema="imsreflex_vlp0.xsd" level="restrictive"
xmlns="http://www.imsglobal.org/xsd/imsreflex_vlp0"
xmlns:ac="http://iwm.uni-koblenz.de/xsd/tel_addc_vlp1"
xmlns:lip="http://www.imsglobal.org/xsd/imslip_vlp0"
xmlns:sp="http://iwm.uni-koblenz.de/xsd/ims_apvlp5"
xmlns:xs="http://www.w3.org/2001/XMLSchema"
xmlns:xsd="http://www.w3.org/2001/XMLSchema"
xmlns:xsi="http://www.w3.org/2001/XMLSchema-instance"
xsi:schemaLocation="http://iwm.uni-koblenz.de/xsd/ims_apvlp5
ims_apvlp5.xsd">
    <sp:annotation>
        <sp:documentation category="conformance" xml:lang="en">Europass CV
e-Portfolio Application Profile v0.3
This IMS eP Reflexion AP is intended to be used as portfolio parts inside
eportfolio content package.</sp:documentation>
    </sp:annotation>
    <sp:modifications>
        <sp:modification
element="/xsd:schema/xsd:complexType[@name='Reflexion.Type']">
            <sp:cardinality maxOccurs="1" minOccurs="1"
subelement="./xsd:sequence[1]/xsd:element[9]">
                <sp:annotation>
                    <sp:documentation category="explanation"
xml:lang="en">Mandatory to describe Europass CV Additional Information or
Annexes</sp:documentation>
                </sp:annotation>
            </sp:cardinality>
        </sp:modification>
    </sp:modifications>
<sp:definitions/>
<sp:mappings/>
</sp:schema_mod>

```

## 5 POLICY AND PROCESSES

Any interested party may use the Application Profile defined in this document.  
It used a Creative Common License:

It used a Creative Common License:

**Attribution-NonCommercial-ShareAlike 2.5**

<http://creativecommons.org/licenses/by-nc-sa/2.5/>

## 6 CONFORMANCE TESTING

No conformance testing procedures have been outlined in this document. EifEL has launched a study to evaluate the opportunity to build a conformance programme associated with this profile for the European portfolio community.

## 7 TOOLS

The modifications to this base specifications were produced by the TELCERT Schemaprof Application (Version 4.1.0) with TELCERT STT-Plugin v2.4.

For further information: [schemaprof@uni-koblenz.de](mailto:schemaprof@uni-koblenz.de)

Link : <http://iwm.uni-koblenz.de/schemaprof/>

Test contents have been used with the following systems:

- EPICC Platform (Guinti LearneXact ePortfolio).
- TELCERT CRT (Version 2.2)
- Europass CV online tool

## 8 REFERENCES

Europass: <http://europass.cedefop.eu.int/>

IMS LIP: <http://www.imsglobal.org/profiles/index.cfm>

IMS ePortfolio: <http://www.imsglobal.org/ep/index.html>

CEN-ISSS LT CWA Learner profile :

<http://www.cenorm.be/cenorm/businessdomains/businessdomains/iss/activity/wslt.asp>

<http://www2.ni.din.de/sixcms/detail.php?id=13884>

UK LP : <http://www.cetis.ac.uk/profiles/uklip>

Europass Online web tool:

[http://europass.cedefop.eu.int/europass/home/vernav/Europasss+Documents/Europass+CV/navigate.action?locale\\_id=1](http://europass.cedefop.eu.int/europass/home/vernav/Europasss+Documents/Europass+CV/navigate.action?locale_id=1)

## APPENDIX A: EXAMPLE OF A EUROPASS CV (ENGLISH)



### Europass curriculum vitae

#### Personal information

Surname(s) / First name(s)	<b>Farrelly, Danielle</b>	
Address(es)	12 Georgian Road, Rathgar, Dublin 6	
Telephone(s)	(555) -623458	Mobile: 086 2222222
Fax(es)	(555) 623457	
E-mail(s)	danielle@hotmail.com	
Nationality(-ies)	Irish	
Date of birth	30 August 1980	
Gender	Female	

#### Desired employment / Occupational field

**Primary School Teacher**

#### Work experience

Dates	September 2003 to present
Occupation or position held	Primary Teacher
Main activities and responsibilities	Taught first and second Class, participated in organising extra-curricular activities.
Name and address of employer	Maire Byrne, Terenure Junior School, Terenure Road, Dublin 6w
Type of business or sector	Education Sector

#### Education and training

Dates	1999-2001
	2001-2002
Title of qualification awarded	Bachelor of Arts
	Higher Diploma in Education
Name and type of organisation providing education and training	University College Dublin
Level in national or international classification	Level 8 in the Irish National Framework of Qualifications

**Personal skills and competences**

Mother tongue(s)

Other language(s)

Self-assessment

European level <sup>(\*)</sup>**Italian****French****English**

Understanding		Speaking		Writing	
Listening	Reading	Spoken interaction	Spoken production		
B1 Independent User	B1 Independent User	B2 Independent User	B2 Independent User	B2 Independent User	
A2 Basic User	A2 Basic User	A1 Basic User	A1 Basic User	A2 Basic User	

(\*) Common European Framework of Reference (CEF) level

Social skills and competences

Team Work: I have been involved in various types of team tasks from team leader of a children's summer camp to being a member of Dublin Basketball Team.

Organisational skills and competences

While working as a primary school teacher I organised and supervised extra curricular activities such as Italian classes and I organised school outings to Glendalough in Wicklow and Kilkenny Castle.

Computer skills and competences

Completed an ECDL course

Other skills and competences

Certificate in first aid  
Certificate in child development

Driving licence(s)

I am a holder of an Irish drivers licence. Category B vehicle.

**Additional information**

References available upon request

## APPENDIX B: CREATIVE COMMON LICENSE



### You are free:

- to copy, distribute, display, and perform the work
- to make derivative works

### Under the following conditions:



**Attribution.** You must attribute the work in the manner specified by the author or licensor.



**Noncommercial.** You may not use this work for commercial purposes.



**Share Alike.** If you alter, transform, or build upon this work, you may distribute the resulting work only under a license identical to this one.

- For any reuse or distribution, you must make clear to others the license terms of this work.
- Any of these conditions can be waived if you get permission from the copyright holder.

**Your fair use and other rights are in no way affected by the above.**

This is a human-readable summary of the [Legal Code \(the full license\)](#).

[Disclaimer](#) 

